



Fire Safety - Integrated Testing and Commissioning

Safety Design in Buildings

Date: 17 January, 2016

Presented by: John Noone

ARUP

Safety & Security Design in Buildings

Intersec Conference



Dubai Convention Centre Trade Centre 2, Sunday, January 17, 2016

Course Description

The integration of a group of systems to meet the fire and life safety performance requirements of the fire strategy is an important component to successfully handing over a building. It involves a broad team to achieve this such as the fire engineer, commissioning agent, individual building system specialists, building operator to name a few. While all systems are tested in isolation there is the need to determine the correct interaction and coordination for fire safety, the presenter shall discuss this topic for modern buildings.

Presenter

John Noone

Associate Director, Arup

John is the leader of Arup's Fire Engineering Practice in the Gulf. A Chartered Fire Safety Engineer he holds a BSc Hons in Fire Safety Engineering.

John has gained a wide range of experience in fire engineering in Middle East, Africa, UK, Ireland, Russia and across Continental Europe.

He applies his expertise primarily in fire safety design, on-site implementation and handover of Aviation, Assembly and transportation projects across the built environment.

John is a visiting lecturer at Trinity College Dublin on the fundamentals of fire safety science and fire dynamics.

John's passion is for advancing the field of fire engineering in its application into the design and operation of the built environment. He represents Arup and the industry in promoting this message on fire safety at targeted fire safety seminars and conferences.

Learning Objectives

- 1. Understand the differences between commissioning, stand alone testing and integrated testing.*
- 2. Understand the pitfalls with the current approaches taken to commissioning.*
- 3. Understand the codes available to assist with developing a suitable commissioning plan and programme.*
- 4. Understand the approaches that can be applied through various stages of a buildings life in relation to successful integrated system testing.*

The purpose of this presentation is to convey technical knowledge to the conference participants.

The presentation also contains slides with text that summarises the content of the presentation and the main learning objectives.

These may be used to update CPD records for relevant organisations including the Chartered Institute of Building (CIOB).

1. Overview

ARUP

Safety & Security Design in Buildings

Intersec Conference

Dubai Convention Centre Trade Centre 2, Sunday, January 17, 2016



What is commissioning and where does integrated testing sit in the overall process?

Commissioning

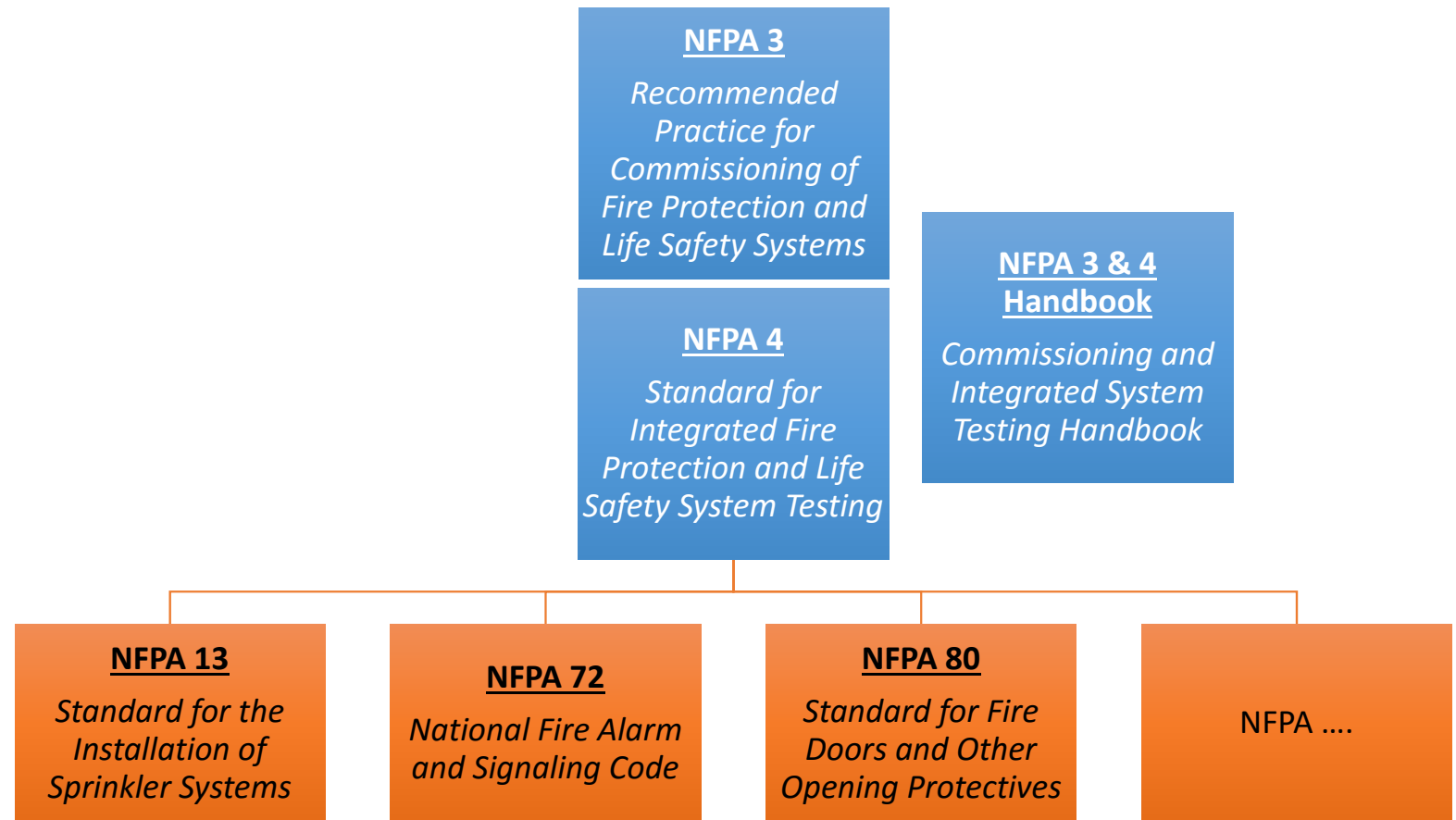
Integrated Testing

Standalone Testing

Pre-Functional Tests

Acceptance Tests

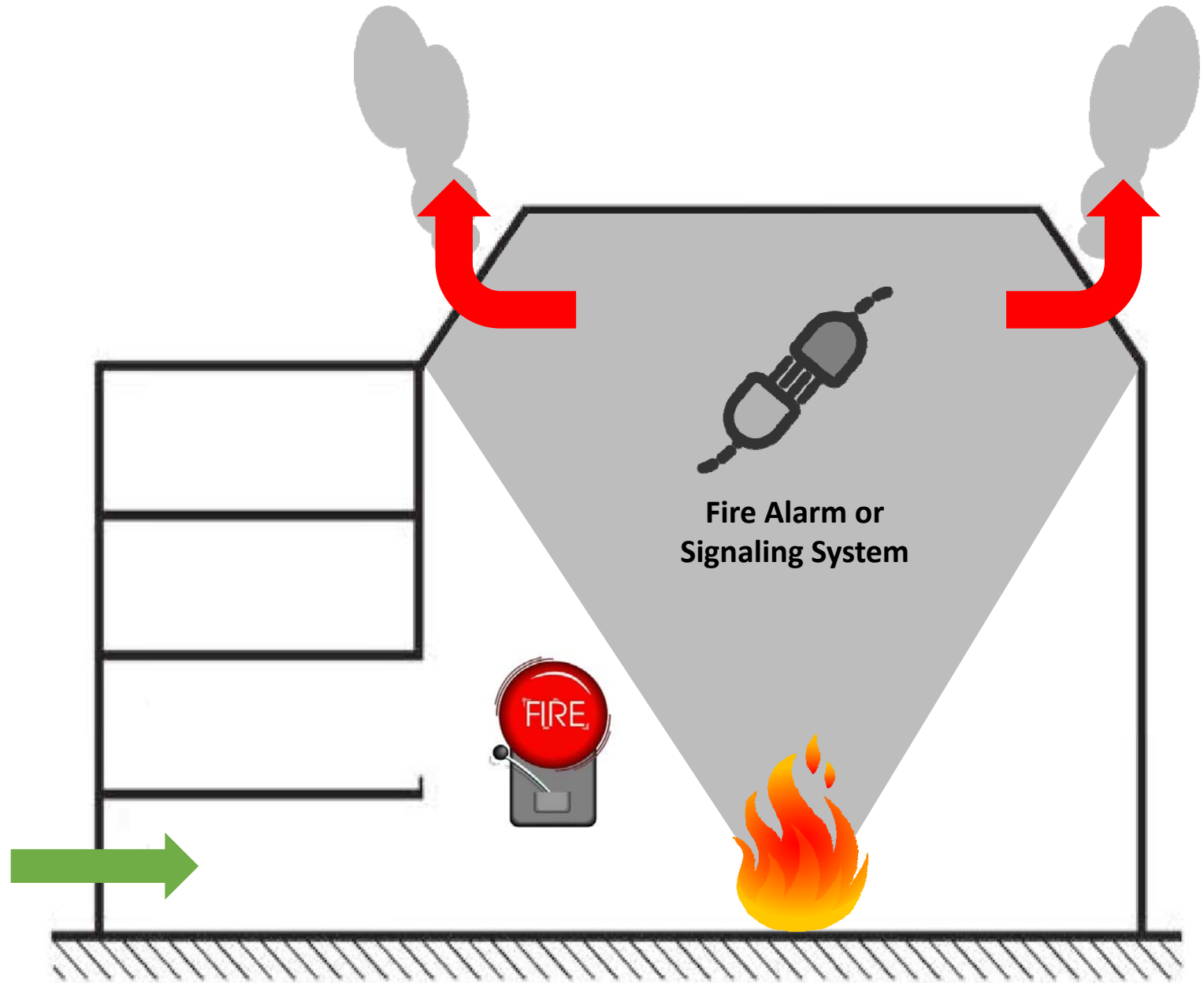
Most model codes and standards do not specify that integrated testing must be done; they simply require acceptance testing in accordance with the appropriate design standards.



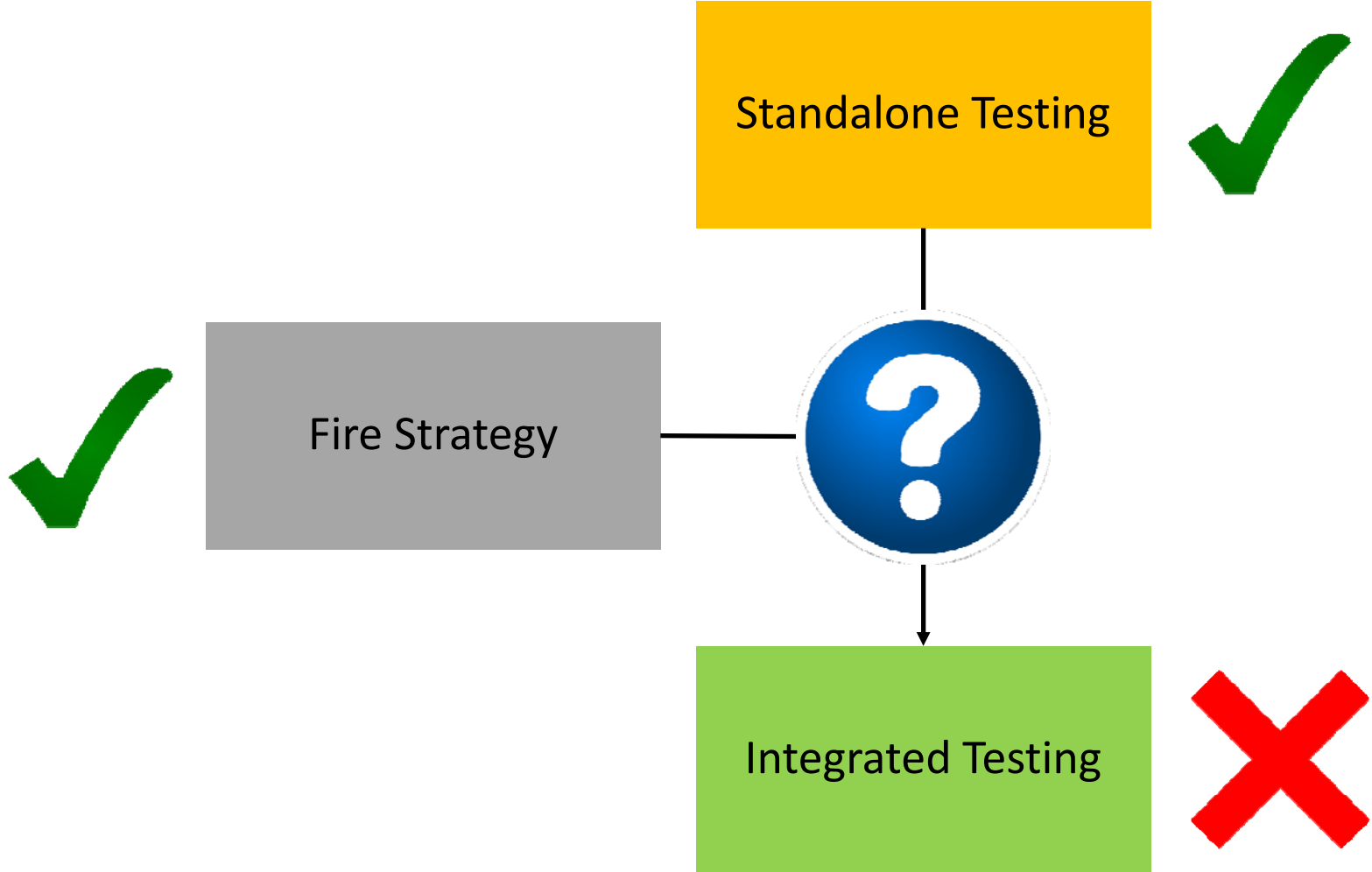
Model Codes

Example

ARUP

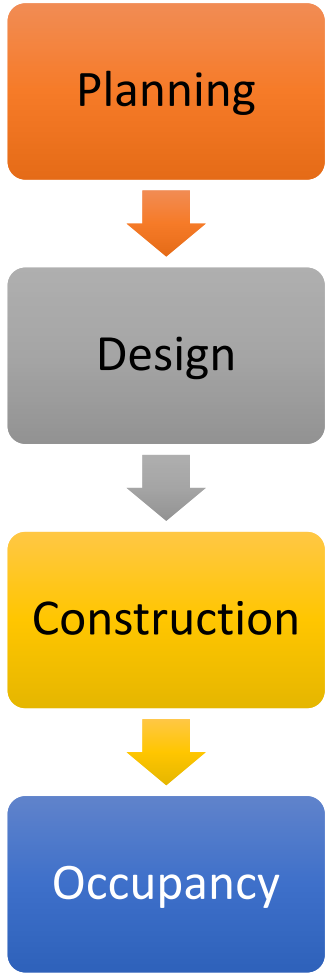


The Problem!



ARUP

Today's Buildings



2. Planning Phase

ARUP

Safety & Security Design in Buildings

Intersec Conference

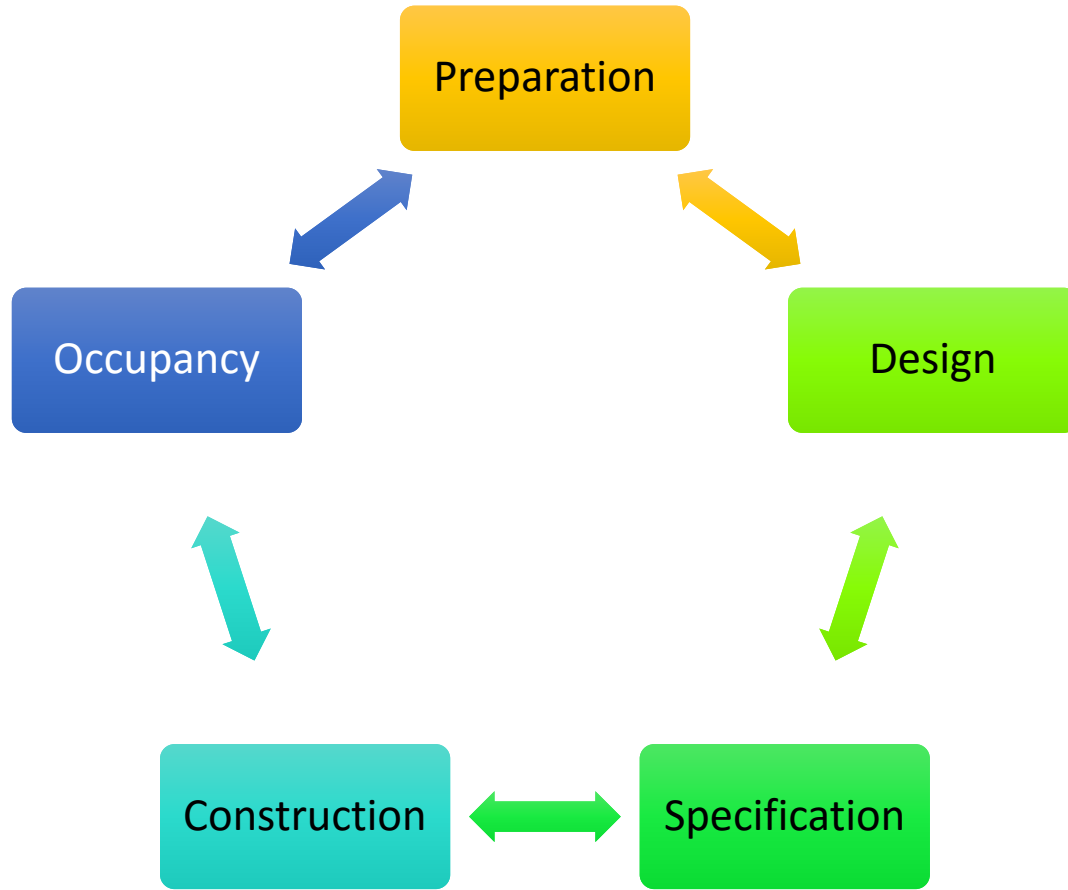
Dubai Convention Centre Trade Centre 2, Sunday, January 17, 2016



Planning Phase

Responsibility

ARUP



Planning Phase

Project
setup/inception,
leadership and
team



3. Design Phase

ARUP

Safety & Security Design in Buildings

Intersec Conference

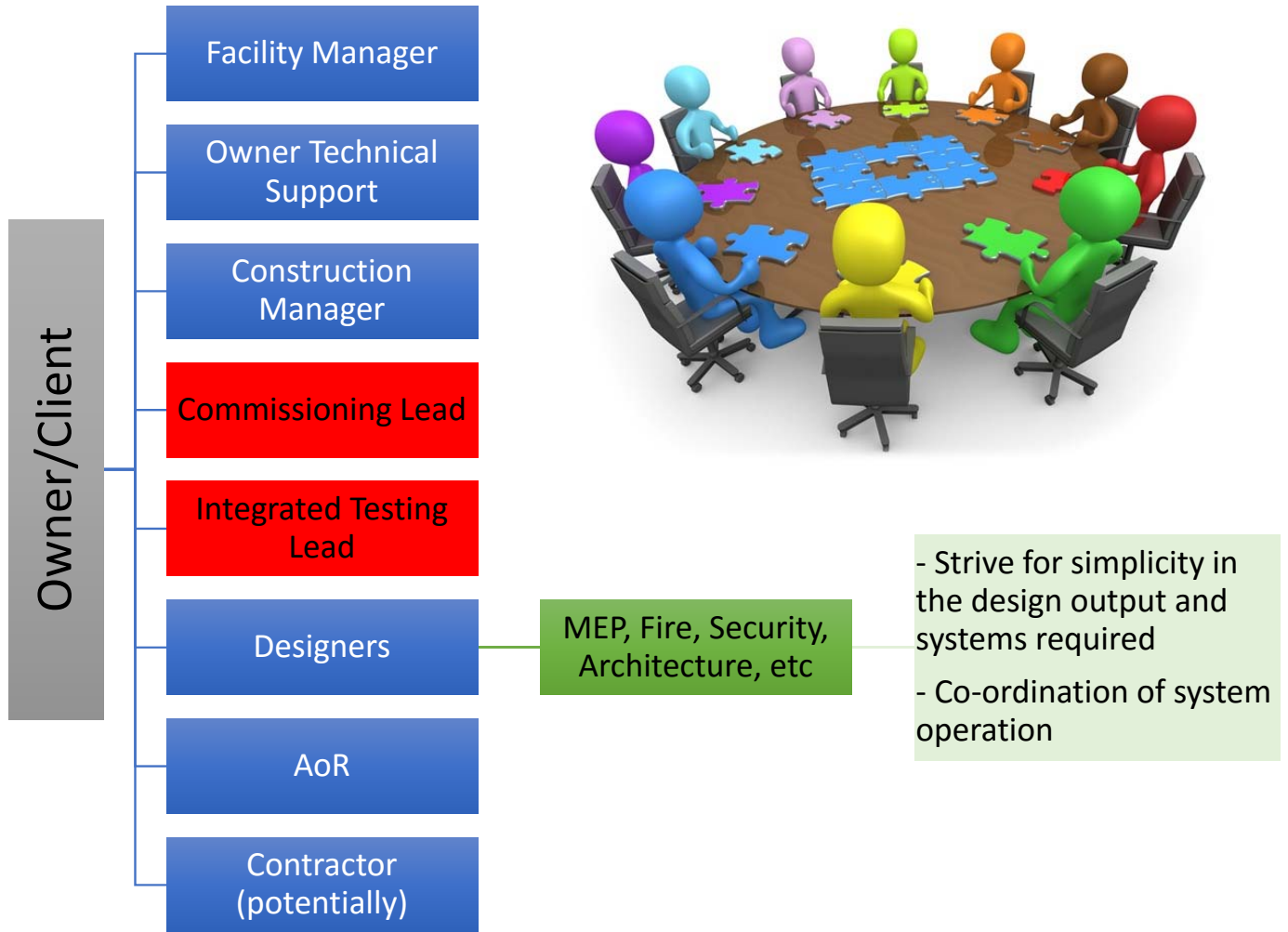
Dubai Convention Centre Trade Centre 2, Sunday, January 17, 2016



Design Phase

Commissioning Steering Group

ARUP



Design Phase

Commissioning steering group responsibilities at design stage

Develop BOD (sample available in NFPA 4)

Review and approve the sequence of operation

Review life safety systems designs and coordination

Document commissioning scope in construction documents

Develop commissioning plan

Develop integrated testing plan

Verify the construction documents meet BOD

Develop sample testing methodologies and procedures

Hold regular commissioning steering group workshops

Design Phase

Commissioning steering group responsibilities at design stage

Develop BOD (sample available in NFPA 4)

Develop commissioning plan

Develop integrated testing plan

Design Phase

Basis of Design

- (1) Performance objectives
- (2) Methodology
- (3) Testing requirements



Design Phase

Commissioning
Plan

ARUP

- (1) Roles and responsibilities
- (2) Schedule
- (3) Tasks and activities
- (4) Testing procedures
- (5) Testing processes
- (6) Team Members, roles & responsibilities



Design Phase

Integrated
Testing Plan

ARUP

- (1) Verification of individual systems
- (2) Integrated test team
- (3) Cause and effect
- (4) Test scenarios
- (5) Schedule

ACTION PLAN			
WHO	WHAT	WHEN	HOW



Design Phase

Desktop trials



Scenario	Area	Initiation Device(s)	Initiation Procedure	Test Objectives
1	MTB	Smoke Detector	Initiate smoke detector at bridge to VCN, acknowledge at FCC and acknowledge alarm as false. (b) Initiate smoke detector again, do not acknowledge at FCC	<ul style="list-style-type: none"> • Check PAS false alarm • Check elevator recall • Check escalator/walkway stop • Check automatic closing doors
2	Concourse A (third floor)	Manual Pull	Initiate manual pull and acknowledge in FCC before 15 seconds, initiate alarm directly from FCC	<ul style="list-style-type: none"> • Check PAS override at FCC • Check Concourse A evacuation message • Check for no public alert message
3	MTB and Concourse B	Waterflow(MTB) and Smoke Detector (Concourse B)	Initiate a water flow device in MTB (cannot acknowledge) Activate smoke detector in Concourse B after evacuation and alert messages have started	<ul style="list-style-type: none"> • Check PAS w/waterflow • Check multi-zone announcement synchronization • Check Concourse B smoke exhaust
4	Concourse C (baggage)	Smoke Detector and Manual Pull	Initiate smoke detector and acknowledge at FCC before 15 seconds. Before 180 seconds elapse, initiate manual pull station	<ul style="list-style-type: none"> • Check PAS double knock • Check baggage conveyor shutdown • Check baggage shutters close • Check horns/strobes in zone
5	VCN	Manual Pull	Initiate manual pull in garage portion of VCN, do not acknowledge	<ul style="list-style-type: none"> • Check announcement compatibility • Check Garage/PTC integration • Check garage alarm signal at FCC
6	Concourse B (emer. power test)	Waterflow	Initiate waterflow device (cannot acknowledge at FCC)	<ul style="list-style-type: none"> • Check Concourse B smoke exhaust • Check exit sign lighting • Check emergency lighting <p><u>(All on emergency power)</u></p>

4. Construction Phase

ARUP

Safety & Security Design in Buildings

Intersec Conference

Dubai Convention Centre Trade Centre 2, Sunday, January 17, 2016



Construction Phase

Updating of documentation

Planning Phase

- Basis of Design fixed at planning or early design phase.

Design Phase

- Initial commissioning plan prepared.
- Initial integrated system testing plan prepared.

Construction Phase

- Commissioning and integrated system test plans updated and further detailed to reflect contractor appointment, construction planning, etc while aligning with original BOD requirements.

Construction Phase

Testing Sequence

Pre-Functional tests (standalone)

Initial tests performed prior to acceptance testing to confirm operation and compliance with intended function.

Acceptance Tests (standalone)

Tests performed on an installation to confirm compliance with applicable manufacturers' installation specifications, applicable codes and standards, and the project BOD and OPR requirements.

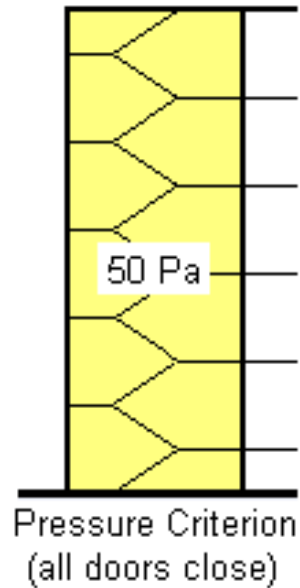
Integrated Testing

A test performed on fire protection and life safety systems to confirm that operation, interaction, and coordination of multiple individual systems perform their intended function.

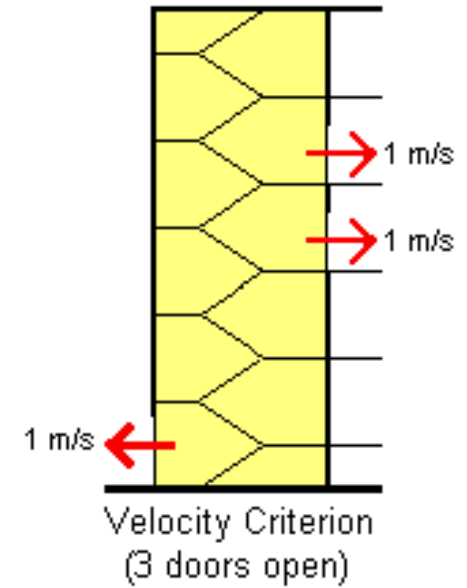
Construction Phase

Acceptance testing methodology

ARUP



- No. of doors assumed open
- Pressure to be maintained across doors
- What doors are open
- How is systems initiated
- Etc



Construction Phase

Integrated testing approach and summary of example scenarios

Scenario	Area	Initiation Device(s)	Initiation Procedure	Test Objectives
1	MTB	Smoke Detector	(a) Initiate smoke detector at bridge to VCN, acknowledge at FCC and acknowledge alarm as false. (b) Initiate smoke detector again, do not acknowledge at FCC	<ul style="list-style-type: none"> (a) Check PAS false alarm (b) Check elevator recall (b) Check escalator/walkway stop (b) Check automatic closing doors
2	Concourse A (third floor)	Manual Pull	Initiate manual pull and acknowledge in FCC before 15 seconds, initiate alarm directly from FCC	<ul style="list-style-type: none"> Check PAS override at FCC Check Concourse A evacuation message Check for no public alert message
3	MTB and Concourse B	Waterflow(MTB) and Smoke Detector (Concourse B)	Initiate a water flow device in MTB (cannot acknowledge) Activate smoke detector in Concourse B after evacuation and alert messages have started	<ul style="list-style-type: none"> Check PAS w/waterflow Check multi-zone announcement synchronization Check Concourse B smoke exhaust
4	Concourse C (baggage)	Smoke Detector and Manual Pull	Initiate smoke detector and acknowledge at FCC before 15 seconds. Before 180 seconds elapse, initiate manual pull station	<ul style="list-style-type: none"> Check PAS double knock Check baggage conveyor shutdown Check baggage shutters close Check horns/strobes in zone
5	VCN	Manual Pull	Initiate manual pull in garage portion of VCN, do not acknowledge	<ul style="list-style-type: none"> Check announcement compatibility Check Garage/PTC integration Check garage alarm signal at FCC
6	Concourse B (emer. power test)	Waterflow	Initiate waterflow device (cannot acknowledge at FCC)	<ul style="list-style-type: none"> Check Concourse B smoke exhaust Check exit sign lighting Check emergency lighting <p><u>(All on emergency power)</u></p>

- (1) Summary results of testing.
- (2) A narrative of tests undertaken and results.
- (3) A description of any faults recorded.
- (4) Proposed corrective action.

Construction Phase

Documentation



ARUP

5. Occupancy Phase

ARUP

Safety & Security Design in Buildings

Intersec Conference

Dubai Convention Centre Trade Centre 2, Sunday, January 17, 2016



Occupancy Phase

Frequency of integrated testing

Upon installation (initial integrated systems test)

- Performed at installation where required by a commissioning or integrated system test plan.
- Existing buildings that have not undergone integrated testing shall do so in accordance with NFPA 4.

Periodically

- Periodically as specified in the commissioning plan. Interval to be based on a risk assessment taking into account building type, occupancy, hazard, height, etc.
- Within 5 years of adoption of NFPA 4 existing buildings shall have an integrated test plan developed or shall undergo integrated testing.

Upon existing system modification

- When new fire safety systems are installed and connected to the existing integrated system.
- Existing fire safety systems are modified to be connected to an integrated system. Only those portions of the integrated system that are impacted should be tested.
- Changes are made to fire safety system software.

6. Conclusion

ARUP

Safety & Security Design in Buildings

Intersec Conference

Dubai Convention Centre Trade Centre 2, Sunday, January 17, 2016



Conclusion

The Problem!

- Lack of understanding when it comes to integrated testing.

Planning Phase

- Total responsibility across the team.
- Project inception/setup, leadership and team selection.

Design Phase

- Commissioning steering group.
- Basis of design.
- Commissioning plan including integrated testing methods.
- Appropriate testing methodologies.

Construction Phase

- Updating of commissioning and integrated testing plans.
- Appropriate sequence of testing.
- Acceptance testing methodology.
- Integrated testing scenarios.

Occupancy Phase

- Frequency of testing.